

Facteurs d'effet mélanopique des LED

Pour la conversion de variables d'évaluation photopiques (visuelles) en variables d'évaluation mélanopiques (biologiques) (selon CIE S 026/E:2018, DIN SPEC 5031-100).

CRI	Température de couleur*	Flux lumineux du luminaire	MNER	MDER	MEER
>90	2700 K	3800 lm	1,04	0,48	0,53
	3000 K	3800 lm	1,05	0,55	0,61
	3500 K	3800 lm	1,04	0,65	0,71
	4000 K	3800 lm	1,02	0,72	0,80
	4500 K	3800 lm	1,00	0,78	0,86
	5000 K	3800 lm	0,99	0,83	0,92
	5700 K	3800 lm	0,97	0,90	0,99
	6500 K	3800 lm	0,96	0,96	1,06

CRI: Indice min. de rendu des couleurs

Température de couleur*: Valeurs conformes à ANSI

Flux lumineux du luminaire: Flux lumineux assigné du luminaire

MNER: Melanopic Natural Efficacy Ratio

± mv, mel, nat (sur la source lumineuse naturelle de référence, selon le calcul du rendu des couleurs), facteur de conversion relatif, avec la même température de couleur)

MDER: Melanopic Daylight Efficacy Ratio, CIE S 026/E:2018

± mv, mel, D65 (DIN SPEC 5031-100, facteur de conversion par rapport à l'illuminant D65 pour le calcul de l'éclairage mélanopique équivalent à la lumière du jour)

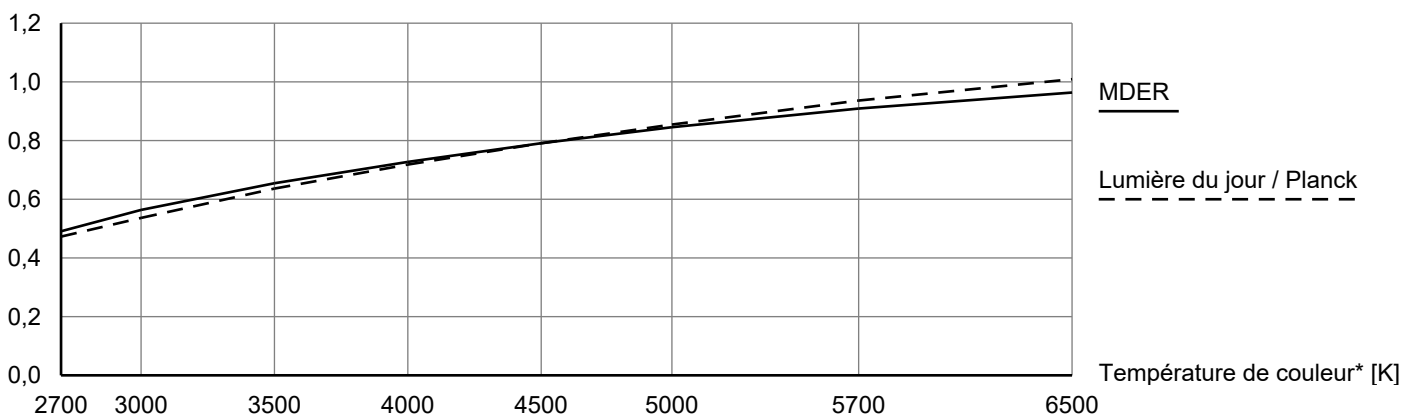
MEER: Melanopic Equal-energy Efficacy Ratio, CIE S 026/E:2018

± R (équivalent Mélanopic Lux Metric, Melanopic Ratio)

Convient pour les calculs de certification selon WELL Building Standard v2 (L03)

Lumière du jour / Planck: La lumière du jour est utilisée comme source de lumière naturelle de référence à partir d'une température de couleur de 5000 K, et en dessous de cette valeur, on utilise un spectre de Planck.

MDER



Remarque pour le concepteur d'éclairage :


Voir la fiche complémentaire pour le calcul des effets de lumière mélanopiques ou contacter nos conseillers en solutions d'éclairage.

Supplément : https://www.thornlighting.com/PDB/Teaser/EN/TLG_Melanopic-Datasheet-Supplement.pdf


THORN

Notes regarding the conversion of visual evaluation variables into biological evaluation variables

The conversion factors specified in the “Melanopic Data Sheet” can be used to convert the results of a photopic light calculation or measurement into melanopic evaluation variables.



Photopic (visual) evaluation



Melanopic (biological) evaluation

- 1 Reception area of the vertical illuminance at the eye of the observer, relevant for melanopic evaluation
- 2 Light from light source **photopically evaluated** with standard measuring and planning tools
- 3 Light from light source **melanopically evaluated** with formula (photopic value multiplied by factor from Zumtobel data sheet = melanopic value)

Notes regarding melanopic light planning

The specified “melanopic action factors” enable the light planner to perform calculations to determine biological effectiveness (in accordance with CIE S 026/E:2018, DIN SPEC 5031-100, DIN SPEC 67600 and [WELL Building Standard](#)). With regard to the aspects of “Human Centric Lighting” and “Human Centred Design”, these extended planning parameters are attributed increasing importance for optimised light quality and well-being.

The luminaire and its spectrum contribute to the biological effect, but a holistic approach is required: *Integrative, holistic planning includes the application and effects of light in the planning process from the outset and, amongst other things, helps to implement energy-efficient solutions for biologically effective light through suitable use of daylight.**

A holistic planning should take the following aspects into account: *, **, ***

- Luminous intensity (illuminance)
- Changes in the spectrum during transmission
- Changes in the spectrum during reflection
- Changes in the spectrum through absorption
- Area and room angle (geometric arrangement of the light)
- Light direction (geometric arrangement of the light)
- Daytime adapted light
- Season adapted light
- Duration of light exposure
- Spectral and spatial distribution of light over time
- Rapid light changes
- Luminous intensity (illuminance) at other times
- Correction factor for age with melanopic effects of light
- Correction factor for age-dependent reduction of transmission by the eyes
- Correction factor for age-dependent pupil constriction

Another source for planning all aspects of “Human Centric Lighting” is the [licht.wissen 21](#) Guide to Human Centric Lighting (HCL), available free of charge at licht.de.

*DIN SPEC 67600, **DIN SPEC 5031-100, ***No claim to completeness